

# Jeopardy

## The End Of Year Homeschool Edition

### Here are the basic rules :

1. : Jeopardy! typically features three contestants who compete against each other. For our Homeschool Edition This Year We will be Playing with Our 3rd Grader and our 1st Grader. If you have more than Two Children playing That is ok and you can customize your game to fit your family.

2. The Gameboard: Our game board consists of a grid with School related categories plus 1 fun category to keep the kids engaged. Across the top will be your Subjects and point values (in the form of Homeschool dollar amounts) within each category.

3. Categories: Our game board contains Eight columns of five questions each. Each column represents a category, and each row represents a Homeschool Dollar value for that question. The categories We used are Reading Skills, Spelling Skills, Math Skills, Language Arts, Lego Trivia, Science, Social Studies and Miscellaneous Facts.


4. How We Play: The game begins with One of your Homeschoolers selecting a category and point value. Because We are playing with a 3rd grader and 1st grader I found grade appropriate questions for each player that would be in the same category. This allowed the game play to be fair and allow a good sense of insight on how each child retained the year's curriculum. Once your homeschooler selects a Category and value you will then read the grade appropriate question for the selected section.

5. Correct Responses: If your homeschooler responds correctly, they earn the Homeschool dollar amount associated with the question. Then It will be the second player's turn to select a category.

6. Incorrect Responses: If your homeschooler responds incorrectly, they lose the homeschool dollar amount associated with the question, and your other homeschooler has the opportunity to answer. If Both of your homeschoolers answer incorrectly then no one gets the point for that question and game play continues.

7. End of the Game! Once All The Game questions have been answered. Have your homeschoolers count up their Homeschool Dollars and cash in for special Prizes. See Creating Your Homeschool Jeopardy How To Instructions for details and Ideas.



**Jeopardy Question Template**





**\$ 100**

Home School



Dollar Bucks

**\$ 100**

#WTM

**\$ 100**

Home School





Dollar Bucks

**\$ 100**

#WTM

**\$ 100**

Home School



Dollar Bucks

**\$ 100**

#WTM



# Homeschool Jeopardy Prizes

During The game our homeschoolers earned their Bucks with each correct answer. At the end of the game, Our Homeschoolers cash in their bucks. Homeschool bucks can be cashed in for special prizes. Just the ticket for celebrating a year of hard work and learning. Create Your Prize Options Here.

<b>Homeschool Dollar Buck Value</b>	<b>Prize Option 1</b>	<b>Prize Option 2</b>
<b>800</b>		
<b>1600</b>		
<b>2400</b>		
<b>3200</b>		
<b>4000</b>		